


RetractaBED™ Series



MODEL SS803A/CC803

- **Retracting Bed Frame** — reduce potential falls and improve staff productivity
- **Clinical-Contour®** — exclusive feature that reduces skin shear and the repositioning of residents (SS only)
- **Bolt on Width Kit** — bed can expand to 42 inches wide with a bolt on kit for more comfort and flexibility
- **Staff Lockout Control** — standard feature to prevent unnecessary operation (SS only)
- **Wall Bumpers** — soft non-marking bumpers come standard to protect wall from damage
- **Embedded Bed Controls** — optional fixed controls in assist bar or head rail reduces replacement handsets and increases staff productivity (SS only)
- **SureLock** — optional one step lock for improved ease of use while locking casters

RetractaBed® SS803/CC803 Model SPECIFICATIONS

Deck Height Low	9"
Deck Height High	25"
Sleeping Surface	35"w, 39"w, 42"w x 80"
Maximum Safe Working Capacity	500 lbs
Product Weight	225 lbs

LIMITED WARRANTY

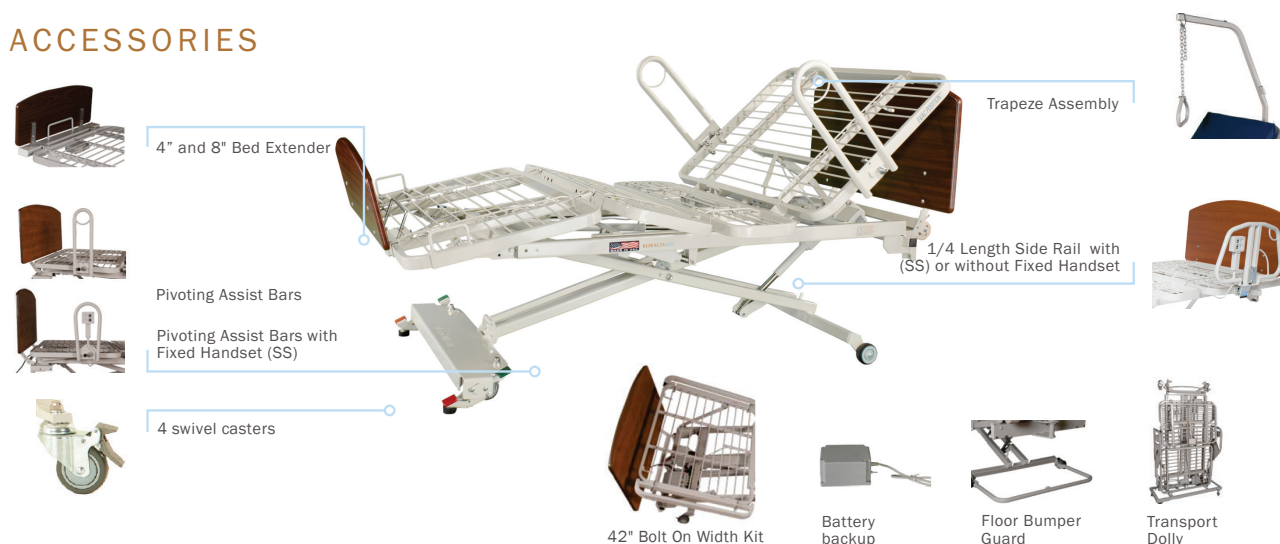
15 years on bed frame mechanics	1 year on wood, casters & handsets
5 years on drive system	Lifetime warranty on all welds



ENDBOARD OPTIONS



ACCESSORIES



Approvals: IEC60601-1:2005 2nd edition, ANSI/AAMI ES60601-1:2005 2nd edition, and CAN/CSA-22.2 No 60601-1:2008

MEDMIZER®

is at the forefront of innovating medical technology for post acute care. We are focused on partnering with you to help address healthcare challenges in the following key areas—



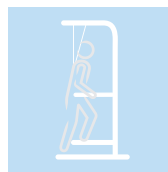
FALLS
PREVENTION



BARIATRIC
CARE



MOBILITY



REHABILITATION



WOUND CARE