

# VSM3

## Vital Signs Monitor

### Quick Reference Guide

#### PRODUCT HIGHLIGHTS

- The VSM3 Vital Signs Monitor from DiaMedical Diagnostics features a lightweight, portable design that is suitable for adult, pediatric and neonatal patients
- 5.6" high resolution TFT LCD display with user-friendly interface and backlight control
- Simultaneous numeric & waveform displays for temperature, pulse, respirations and SpO2
- Review trend tables and graphs for up to 72 hours with 30,000 NIBP results and 800 alarm events
- Available with tympanic or Covidien oral/axillary/rectal thermometer
- Includes a two (2) year manufacturer warranty for monitor and a one (1) year warranty for accessories



#### FRONT PANEL INDICATORS & BUTTONS

##### 1 Power Button:

Press to switch on the monitor. When the monitor is on, press and hold this button for 2 seconds to turn it off or 3 seconds to put it into sleep mode.

##### 2 Silence Button:

Press for less than 2 seconds to silence the audible alarm for up to 180 seconds. Press for more than 2 seconds to turn off the audio alarm completely. Light glows orange when the alarm is silenced.

##### 3 NIBP Start/Stop Button:

Press to inflate the cuff and begin BP measurement. Button glows white while the cuff is inflating.

##### 4 Trend/Waveform Display Button:

Press to switch between waveform, trend graph and trend list displays on the screen.

##### 5 Hot Key:

In spot check mode, press to change the patient type between adult, pediatric and neonatal.

##### 6 Menu Key:

Press to access main menu in order to select patient type, set alarm parameters, review vital sign trends and more.

##### 7 Menu Selection Keys:

Press the arrow keys to scroll through menu options and press the center OK key to confirm the highlighted selection.

##### 8 Battery Charge Indicator:

LED light flash turns on when battery is being recharged.

















##### 9 Power Indicator:

LED light turns on when the monitor is plugged into the main power supply.

##### 10 Alarm Light:

Turns on briefly when monitor powers on and remains off until high/medium/low alarm is triggered.

PRODUCT SPECIFICATIONS	
<b>Display</b>	High resolution 5.6" TFT-LCD 640x480
<b>Dimensions</b>	8.2" L x 9.5" H x 7.4" D
<b>Weight</b>	3 kg
<b>Power Supply</b>	100-240V 50/60Hz
<b>Battery</b>	Rechargeable 14.8V 2200mAh Lithium-Ion battery
<b>Monitoring Options</b>	Spot, Continuous
<b>NIBP Modes</b>	Manual, Automatic, Continuous, Average
<b>Alarm Levels</b>	High - Flashing red light & audio beeps every 5 seconds Medium - Flashing orange light & beeps every 20 seconds Low - Steady orange light & beeps every 25 seconds
<b>Languages</b>	English, Chinese, Portuguese, Czech, Dutch, German, Polish, French, Spanish, Italian and Russian
<b>Data Storage</b>	30,000 NIBP results & 800 alarm events 72 hour trend data for all parameters
<b>Connectivity</b>	Wired LAN/WiFi Support for bi-directional communication with MFM-CMS central monitoring system
<b>Data Export</b>	USB port exports data as XML or PDF files to flash drive Compatible with CMS Lite PC data management software

ICONS ON THE MAIN INTERFACE					
	Power Supply		Medium/Low Alarm		NIBP Interval
	Network		Audio Alarm Off		NIBP Continual
	Network Off		Audio Alarm Paused		ADU
	Battery Status		Parameter Alarm Off		PED
	High Alarm		NIBP Manual		NEO
	Heart Beat				



PATIENT SETUP	
<b>Patient ID</b>	High resolution 12.1" TFT 800x600 LCD
<b>Patient Type</b>	10" H x 12" W x 6" D
SYSTEM SETUP	
<b>Work Mode</b>	Sets to MONI (Monitoring Mode) or SPOT (Spot Check Mode)
<b>Wave Form</b>	Sets display to FILLED (Numbers & Waveforms) or UNFILLED (Numbers only)
<b>Selection</b>	Review vital sign trends/graphs and list of alarms

AVAILABLE ACCESSORIES	
<b>02.01.210121</b>	Pediatric Reusable Silicone Soft-Tip SpO2 Sensor
<b>02.01.210673</b>	Neonate Reusable Wrap SpO2 Sensor
<b>01.57.471396</b>	Reusable NIBP Cuff - Thigh Size
<b>01.57.040205-13</b>	Reusable NIBP Cuff - Adult Size
<b>01.57.040210-12</b>	Reusable NIBP Cuff - Large Adult Size
<b>01.57.040211</b>	Reusable NIBP Cuff - Small Adult Size
<b>01.57.471328</b>	Reusable NIBP Cuff - Child Size
<b>01.57.040212</b>	Reusable NIBP Cuff - Infant Size
<b>Recorder_Edan</b>	Thermal Printer Upgrade Kit
<b>01.57.78035</b>	Thermal Printer Paper - Pack of 20 Rolls
<b>JWM6002P</b>	Pivoting Wall Mount
<b>MT-207_plate_m3</b>	Rolling Stand with Mounting Plate & Storage Basket